



# Article 41: Sewer System Expenditures

To determine whether the Town will vote that the income from user fees, special services fees and jobbing services by the Water and Sewer Division of Concord Public Works during the ensuing fiscal year, together with the balance of operating cash in the Sewer Fund be expended without further appropriation under the direction and control of the Town Manager in accordance with the Motion passed under Article 37 of the 1976 Annual Town Meeting, or take and other action relative thereto.



# Article 42:

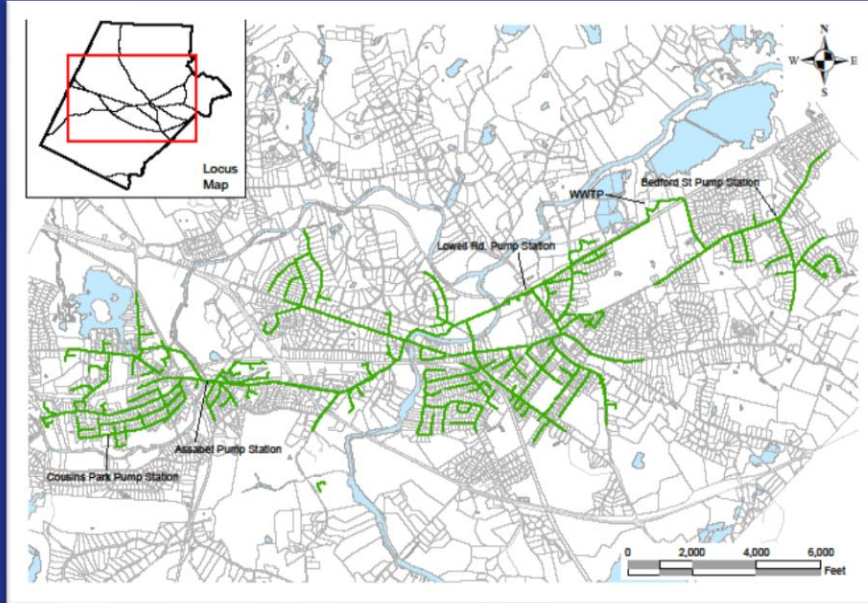
## Sewer Improvement Fund Expenditures

To determine whether the Town will vote that the income from sewer improvement fees during the ensuing fiscal year, together with the balance of operating cash in the Sewer Improvement Fund, be expended without further appropriation under the direction and control of the Town Manager in accordance with the Motion passed under Article 25 of the 1989 Town Meeting and applicable state enabling statutes, or take any other action relative thereto.



## Article 41: Sewer System Expenditures Article 42: Sewer Improvement Fund Expenditures

### Municipal Wastewater System



### Sewer System

Infrastructure Assets = \$17.1 million

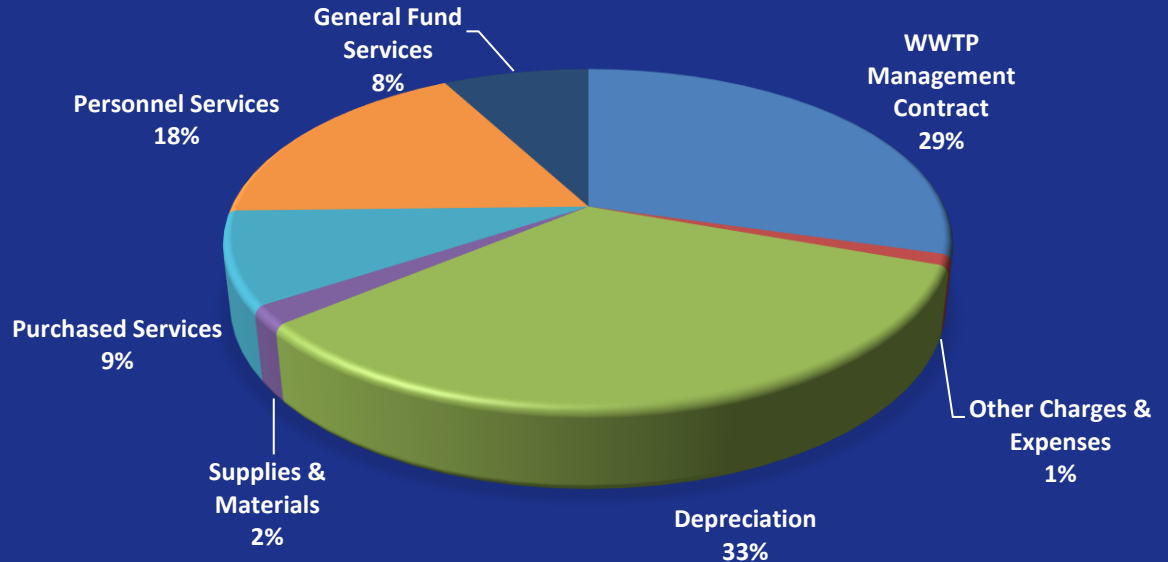
- 1 – Advanced Wastewater Treatment Plant (WWTP)
- 2 – Large Scale Pumping Stations
- 6 – Neighborhood Lift Stations
- 34 – Miles of Collection Main
- 903 – Manholes



# Article 41: Sewer System Expenditures Article 42: Sewer Improvement Fund Expenditures

FY23 Operating Expenditures - \$3,414,573

Depreciation	1,140,131
WWTP Management Contract	1,006,942
Personnel Services	601,122
Purchased Services	303,963
General Fund Services	266,362
Supplies & Materials	61,128
Other Charges & Expenses	34,926
<b>Total Operating Expense</b>	<b>3,414,573</b>





**Article 41: Sewer System Expenditures**  
**Article 42: Sewer Improvement Fund Expenditures**

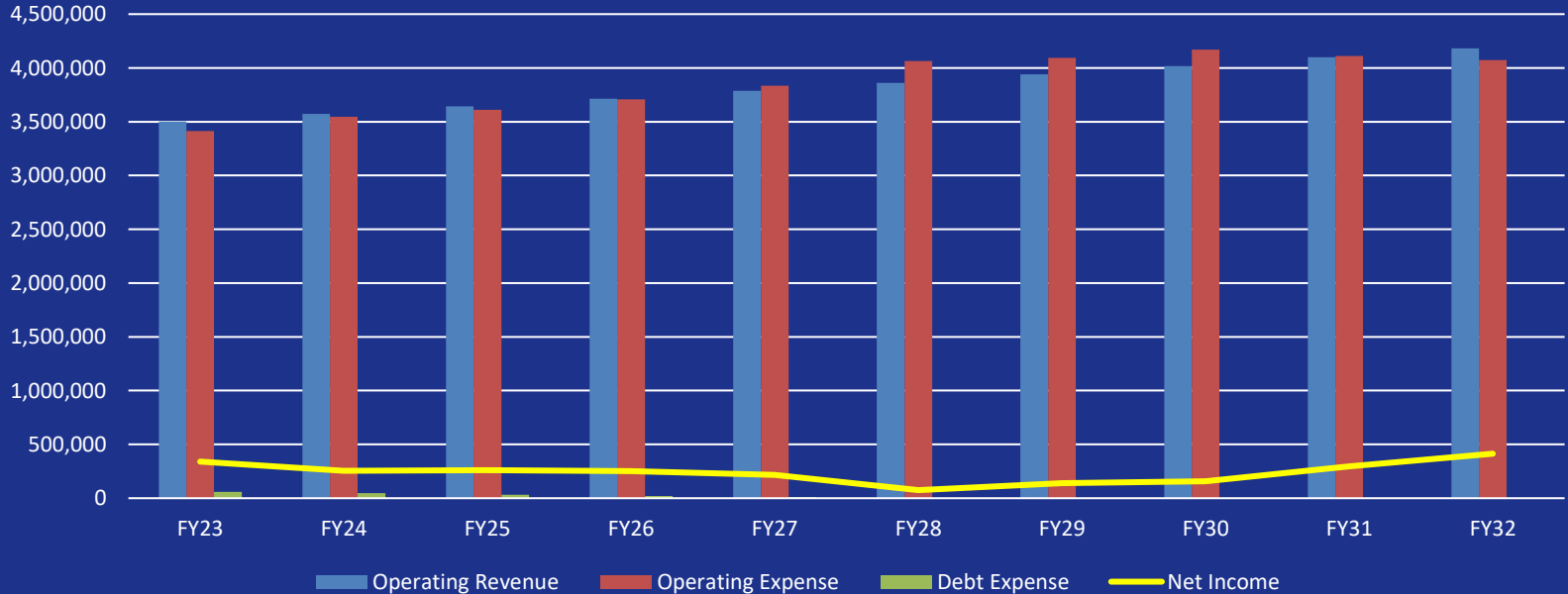
**FY23 Capital Improvement Plan**

<b>Vehicle Replacement</b>	<b>\$367,500</b>
<b>Station Structures &amp; Plant Equipment</b>	<b>\$350,000</b>
<b>Inflow/Infiltration &amp; Sewer Lateral Work</b>	<b>\$221,000</b>
<b>Wastewater Treatment Plant Improvements</b>	<b>\$213,200</b>
<b>Meter Reading/Billing Upgrade (Phase 1)</b>	<b>\$206,000</b>
<b>Station Structures &amp; Equipment</b>	<b>\$20,000</b>
<b>Miscellaneous Equipment Replacement</b>	<b>\$20,000</b>
<b>Total Capital Improvement Plan</b>	<b>\$1,397,700</b>



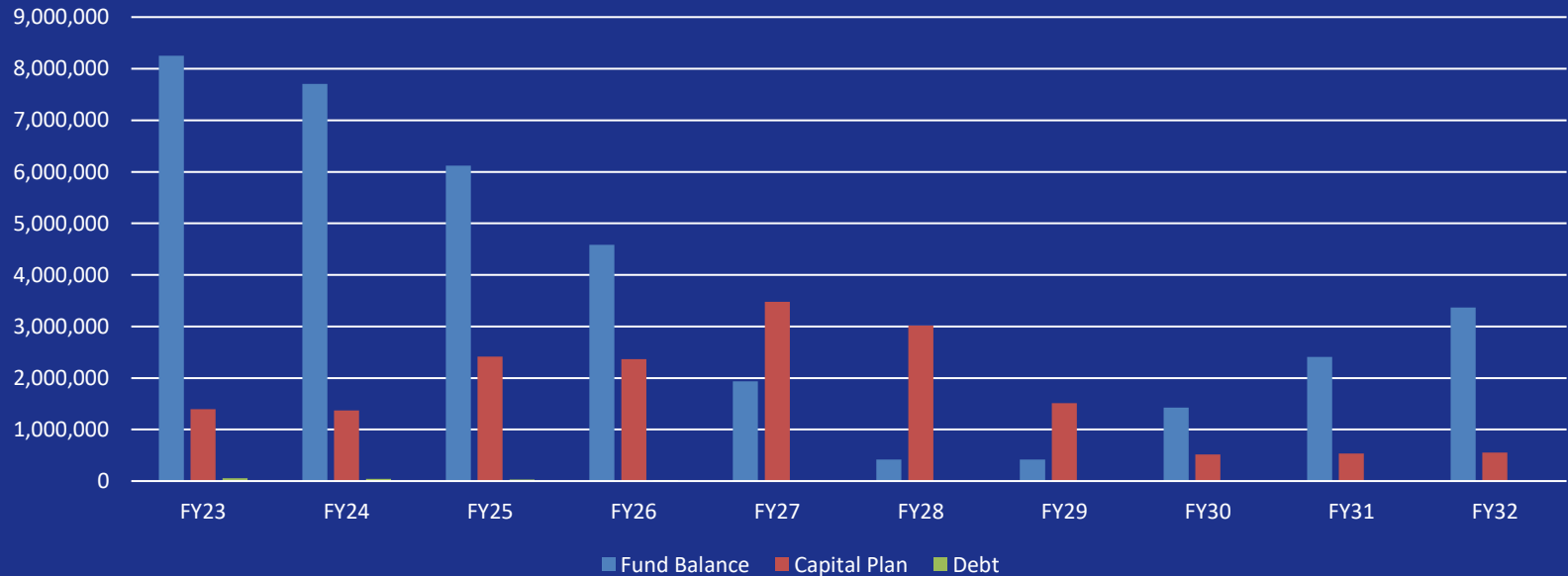
# Article 41: Sewer System Expenditures Article 42: Sewer Improvement Fund Expenditures

## 10 Year Operating Projections





# Article 41: Sewer System Expenditures Article 42: Sewer Improvement Fund Expenditures 10 Year Capital Plan





# Article 41: Sewer System Expenditures

To determine whether the Town will vote that the income from user fees, special services fees and jobbing services by the Water and Sewer Division of Concord Public Works during the ensuing fiscal year, together with the balance of operating cash in the Sewer Fund be expended without further appropriation under the direction and control of the Town Manager in accordance with the Motion passed under Article 37 of the 1976 Annual Town Meeting, or take and other action relative thereto.



# Article 42: Sewer Improvement Fund Expenditures

To determine whether the Town will vote that the income from sewer improvement fees during the ensuing fiscal year, together with the balance of operating cash in the Sewer Improvement Fund, be expended without further appropriation under the direction and control of the Town Manager in accordance with the Motion passed under Article 25 of the 1989 Town Meeting and applicable state enabling statutes, or take any other action relative thereto.


Sewer Fund: Plan and Projection	Actual												10 years
	FY 2021	FY 2022	FY 2023	FY 2024	FY 2025	FY 2026	FY 2027	FY 2028	FY 2029	FY 2030	FY 2031	FY 2032	FY23-32
Operating Revenue													
User Fees	2,617,590	3,286,000	3,353,000	3,421,000	3,490,000	3,560,000	3,632,000	3,706,000	3,781,000	3,856,000	3,935,000	4,014,000	36,748,000
Other	135,187	148,027	150,027	151,027	152,027	154,027	155,027	156,027	159,027	162,027	164,027	167,027	1,570,273
Subtotal	2,752,777	3,434,027	3,503,027	3,572,027	3,642,027	3,714,027	3,787,027	3,862,027	3,940,027	4,018,027	4,099,027	4,181,027	36,225,023
Operating Expense													
O & M	1,758,837	2,146,371	2,274,442	2,343,144	2,413,939	2,486,894	2,562,075	2,639,552	2,719,395	2,801,681	2,886,483	2,973,883	26,101,489
Depreciation	873,933	1,100,215	1,140,131	1,202,455	1,197,950	1,221,666	1,273,181	1,425,769	1,374,453	1,367,449	1,225,334	1,100,522	12,528,910
Subtotal	2,632,770	3,246,586	3,414,573	3,545,599	3,611,889	3,708,561	3,835,256	4,065,320	4,093,848	4,169,129	4,111,818	4,074,405	36,323,532
Operating Income	120,007	187,441	88,454	26,429	30,138	5,467	-48,228	-203,293	-153,821	-151,102	-12,791	106,623	-312,125
ADD: Interest Income	21,972	154,298	129,574	93,495	79,954	84,484	88,101	97,122	111,810	125,986	125,986	125,986	1,062,497
Bond Premium	-	-	-	-	-	-	-	-	-	-	-	-	-
Sewer Improvement Fees	224,191	181,000	181,000	181,000	181,000	181,000	181,000	181,000	181,000	181,000	181,000	181,000	1,810,000
LESS: Interest Expense													
Existing Debt	58,441	73,309	59,125	45,700	32,129	19,457	6,529	0	0	0	0	0	162,940
New Debt	0	0	0	0	0	0	0	0	0	0	0	0	0
Bond Anticipation Notes (BANs)	0	0	0	0	0	0	0	0	0	0	0	0	0
Issuance expense	0	0	0	0	0	0	0	0	0	0	0	0	0
Net Income	307,729	449,430	339,904	255,224	258,963	251,494	214,343	74,829	138,989	155,883	294,195	413,608	2,397,432
Available Resources from:													
Net income	307,729	449,430	339,904	255,224	258,963	251,494	214,343	74,829	138,989	155,883	294,195	413,608	2,397,432
Depreciation expense	873,933	1,100,215	1,140,131	1,202,455	1,197,950	1,221,666	1,273,181	1,425,769	1,374,453	1,367,449	1,225,334	1,100,522	12,528,910
subtotal	1,181,662	1,549,645	1,480,035	1,457,679	1,456,913	1,473,160	1,487,524	1,500,598	1,513,442	1,523,332	1,519,529	1,514,130	14,926,342
Bond proceeds													
Loan proceeds													
LESS: Principal repayments													
Existing Debt	694,036	670,734	627,668	637,843	627,265	639,936	652,865	0	0	0	0	0	3,185,577
New Debt	0	0	0	0	0	0	0	0	0	0	0	0	0
BAN Repayment													
Net Available for Capital Purposes	487,626	878,911	852,367	819,836	829,648	833,224	834,659	1,500,598	1,513,442	1,523,332	1,519,529	1,514,130	11,740,765
Capital Plan: User Fee Supported	2,908,945	929,810	1,297,700	884,600	517,510	468,690	2,980,130	3,019,080	1,510,290	517,270	536,760	556,270	12,288,300
Improvement Fee Supported	167,696	286,000	100,000	484,000	1,900,000	1,900,000	500,000	-	-	-	-	-	4,884,000
Borrowing Supported	-	-	-	-	-	-	-	-	-	-	-	-	-
Cash Position													
Beginning balance	11,468,139	8,879,124	8,542,225	7,996,892	7,448,128	5,860,266	4,324,800	1,679,329	160,847	163,999	1,170,061	2,152,830	
ADD: Net available	487,626	878,911	852,367	819,836	829,648	833,224	834,659	1,500,598	1,513,442	1,523,332	1,519,529	1,514,130	
LESS: Planned Capital	3,076,641	1,215,810	1,397,700	1,368,600	2,417,510	2,368,690	3,480,130	3,019,080	1,510,290	517,270	536,760	556,270	
Changes in assets & liabilities													
Ending balance	8,879,124	8,542,225	7,996,892	7,448,128	5,860,266	4,324,800	1,679,329	160,847	163,999	1,170,061	2,152,830	3,110,690	



# Article 41: Sewer System Expenditures

# Article 42: Sewer Improvement Fund Expenditures

# Municipal Wastewater Comprehensive Planning



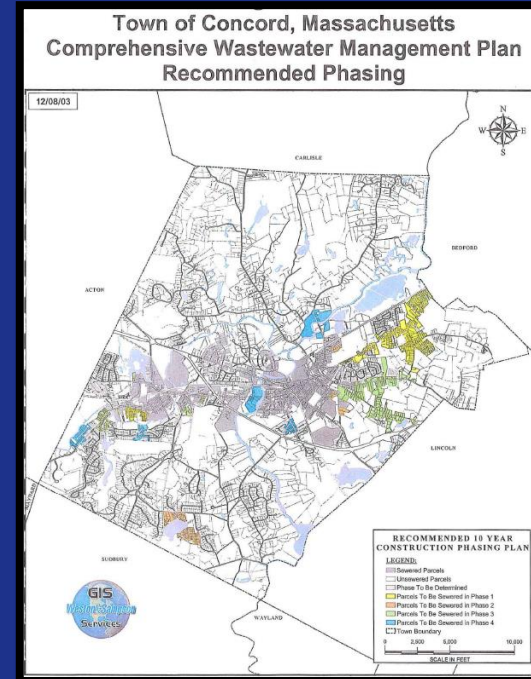
TOWN OF CONCORD, MASSACHUSETTS

## COMPREHENSIVE WASTEWATER MANAGEMENT PLAN SUMMARY

FEBRUARY 2003

Prepared for:  
Concord Public Works  
Keyes Road  
Concord, MA 01742  
[www.concord.net](http://www.concord.net)  
T: 978-318-3206  
F: 978-318-3204

Prepared by:  
Weston & Sampson Engineers, Inc.  
5 Centennial Drive  
Feabody, MA 01960  
[www.westonandsampson.com](http://www.westonandsampson.com)  
T: 978-512-1500  
F: 978-977-0100





# Article 41: Sewer System Expenditures

# Article 42: Sewer Improvement Fund Expenditures

**Draft Permit**

**NPDES Permit No. MA0100668**

**Page 1 of 14**

## AUTHORIZATION TO DISCHARGE UNDER THE NATIONAL POLLUTANT DISCHARGE ELIMINATION SYSTEM

In compliance with the provisions of the Federal Clean Water Act, as amended, (33 U.S.C. §§1251 et seq.; the "CWA"), and the Massachusetts Clean Waters Act, as amended, (M.G.L. Chap. 21, §§ 26-53),

**Town of Concord**  
**Department of Public Works**

is authorized to discharge from the facility located at

**Concord Wastewater Treatment Plant**  
**509 Bedford Street**  
**Concord, MA 01742**

to receiving water named

**Concord River**

in accordance with effluent limitations, monitoring requirements and other conditions set forth herein.





**Article 41: Sewer System Expenditures**  
**Article 42: Sewer Improvement Fund Expenditures**

**FY23 – Sewer Rates**

Proposed Adjustment (FY22 vs. FY23)

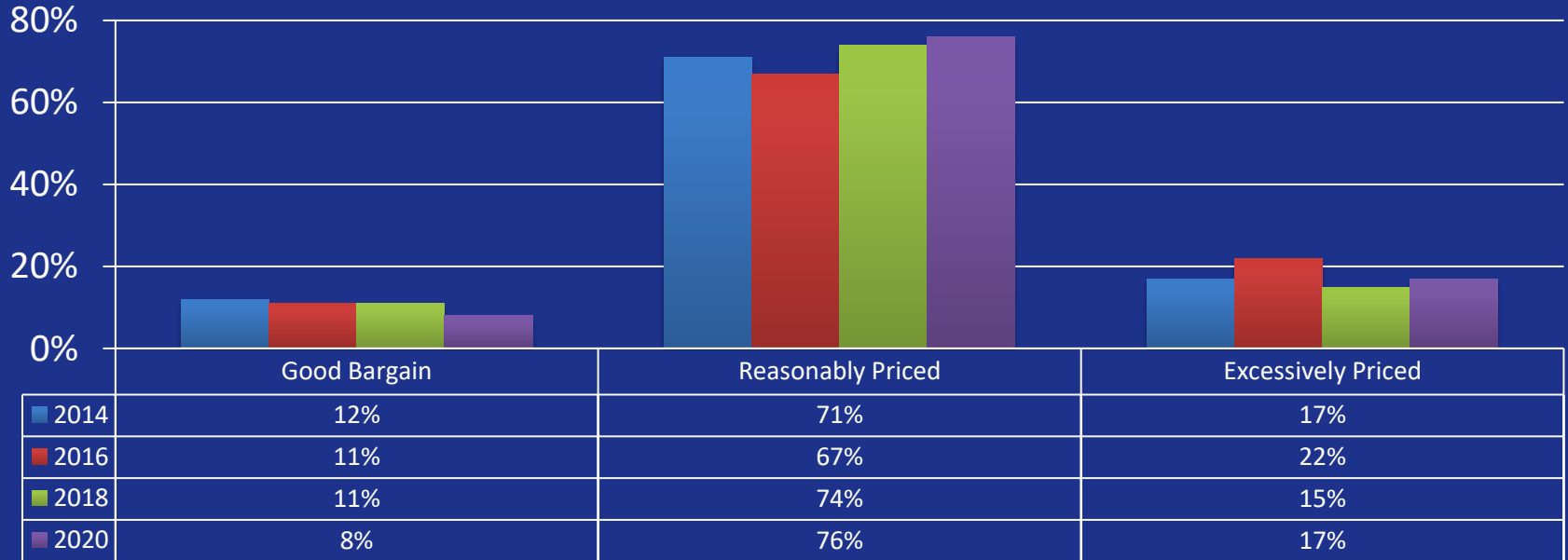
- Residential Rate - \$0.1236/cubic foot - 2% increase
- Commercial Rate - \$0.1236/cubic foot - 2% increase
- Sewer Improvement Fee - \$40.07 per gallon - no change

Average Projected Residential Sewer Bill (FY23) – \$741/year  
Impact on Avg. Residential Customer about \$ 14.52/year



# Article 41: Sewer System Expenditures Article 42: Sewer Improvement Fund Expenditures

## Opinion of Sewer Service Price

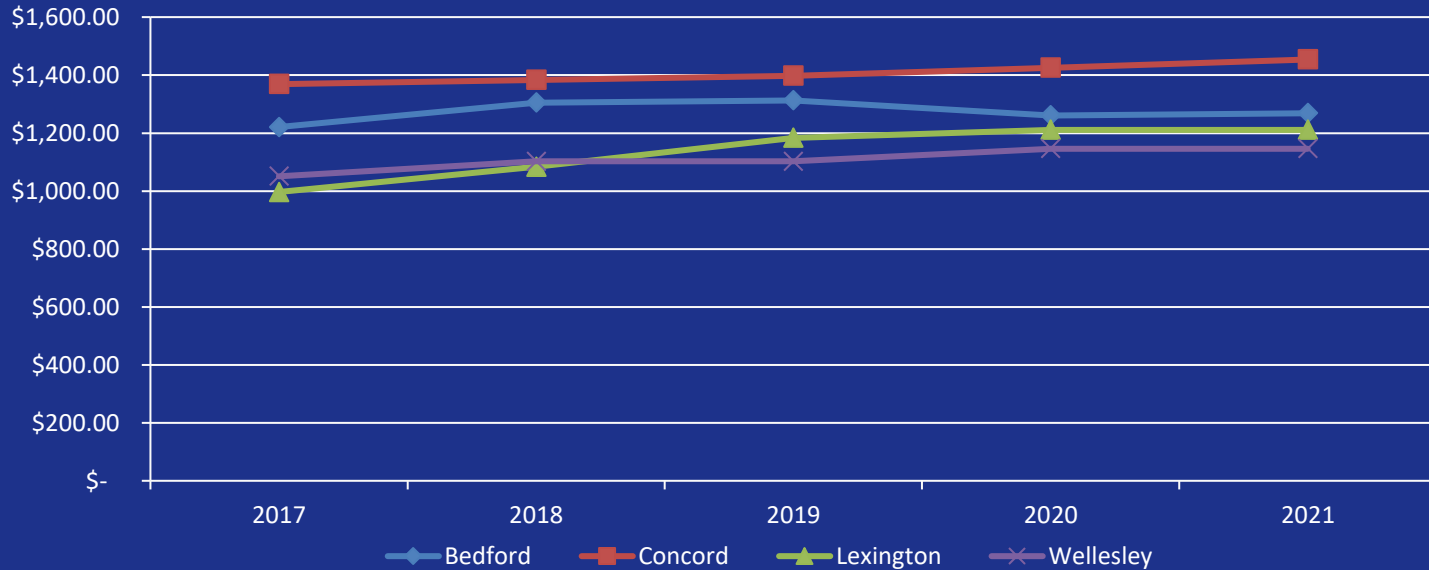




# Article 41: Sewer System Expenditures

## Article 42: Sewer Improvement Fund Expenditures

Sewer Cost Comparison Based on American Water Works Association Standard of 120 HCF  
Annually (90,000 gallons)





# Article 41 & 42: Sewer System Expenditures

## Program Objectives

- Achieve a High Level of Customer Satisfaction
- Comply with Regulatory and Statutory Requirements
- Maintain, Repair and Replace Assets in Accordance with Industry Best Practices
- Reasonable and Competitive Rates
- Address Current and Future Sewer System Needs
- Hire, Train and Retain a Professional Workforce



# Article 41&42: Water System Expenditures

## Regulatory Drivers

- NPDES (National Pollution Discharge Elimination System)
  - Surface Water Quality Standards
  - Treatment Capacity Limitations
  - Collection System Management
  - Emerging Contaminants
- Water Infrastructure Finance and Innovation Act – (Resiliency)

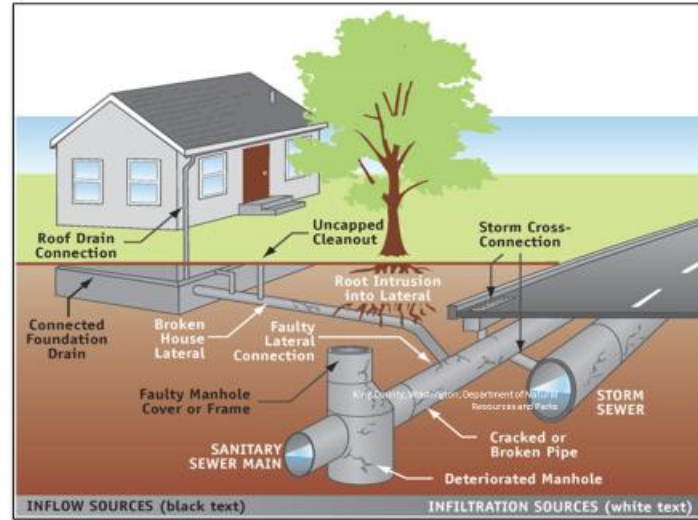




# Article 41: Sewer System Expenditures

## Article 42: Sewer Improvement Fund Expenditures

### Sewer Collection System





**Article 41: Sewer System Expenditures**  
**Article 42: Sewer Improvement Fund Expenditures**  
**Collection System Inspection**





**Article 41: Sewer System Expenditures**  
**Article 42: Sewer Improvement Fund Expenditures**  
**Wastewater Treatment Plant**





*Article 41: Sewer System Expenditures*  
*Article 42: Sewer Improvement Fund Expenditures*

